


Patrick (PJ) Liesch: Extension Entomologist & Director of UW Insect Diagnostic Lab

UW Insect Diagnostic Lab
1630 Linden Drive
240 Russell labs
Madison, WI 53706

pliesch@wisc.edu
Twitter: [@WiBugGuy](https://twitter.com/WiBugGuy)
insectlab.russell.wisc.edu



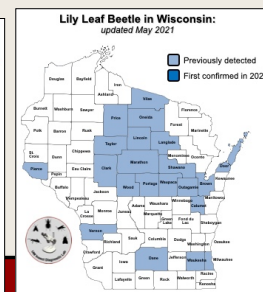

University of Wisconsin-Madison
Insect Diagnostic Lab

About the UW Insect Diagnostic Lab (IDL)

Lab established in 1978 and directed by Phil Pellitteri for 36 years

Services of the IDL:

- Arthropod identification services**
 - Sample submissions: physical specimens & digital images
 - IDL website: insectlab.russell.wisc.edu
- Insect Management Advice**
- Entomology Outreach & Education**
 - MGV trainings, special events, expos, seminars/webinars, etc.
- Entomology Content**
 - Factsheets, infographics, Twitter, WPR & Other Media
 - "What's Crawling in the Lab": insectlab.russell.wisc.edu/blog



University of Wisconsin-Madison
Insect Diagnostic Lab

How to Submit a Case to the IDL:



insectlab.russell.wisc.edu

Key Info:

- 1) Your contact info
- 2) Location (State/County/Town)
- 3) Where/when the specimen was found, what it was doing/eating, size of the specimen, and any other relevant notes

Insect Diagnostic Lab Sample Submission Form		For Lab Use Only:
Date: _____		
Type of insect: _____		
Submitter Information		Client Information
Name	Name	
Address	Address	
City, State, Zip	City, State, Zip	
Phone	Phone	
Email	Email	
<p>Description: The diagnostic process often involves placing together many different clues. Providing background information with a specimen can greatly assist in the diagnostic process. Please include details such as the specific location where the insect was found, what it was feeding on, the behavior of the insect, the weather pattern, and other relevant details.</p> <p>Where was the insect found? _____</p> <p>What if anything was it eating? _____</p> <p>Behavior/Other: _____</p>		
For Lab Use Only:		

For sample submission instructions, visit: https://insectlab.russell.wisc.edu/contact/		
<p>Send your sample with this correspondence to: Insect Diagnostic Lab 6400 Forest Drive Madison, WI 53706</p> <p>For samples submitted through a UW Regional Extension Office, your local office will contact you with your results.</p>		

Submission
template for
physical
samples



University of Wisconsin-Madison
Insect Diagnostic Lab