



# Registration

[wisc.podiaapp.com](http://wisc.podiaapp.com)

Please follow these steps to sign into Podia for the first time. Note that your community name is **Copy/paste your community name from this document when signing in.**

109-3

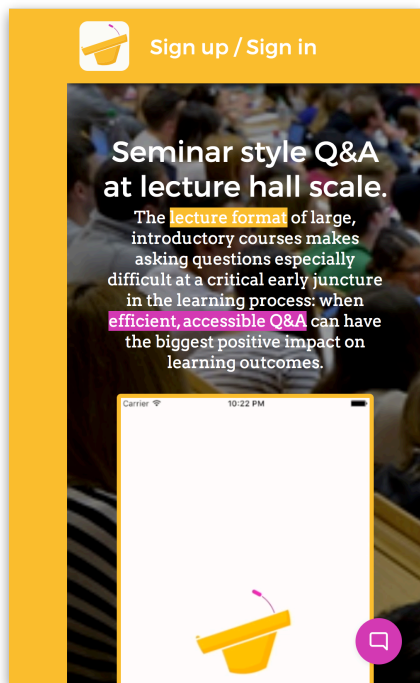


Figure 1

Go to [wisc.podiaapp.com](http://wisc.podiaapp.com) and click 'Sign Up / Sign In' at the top.

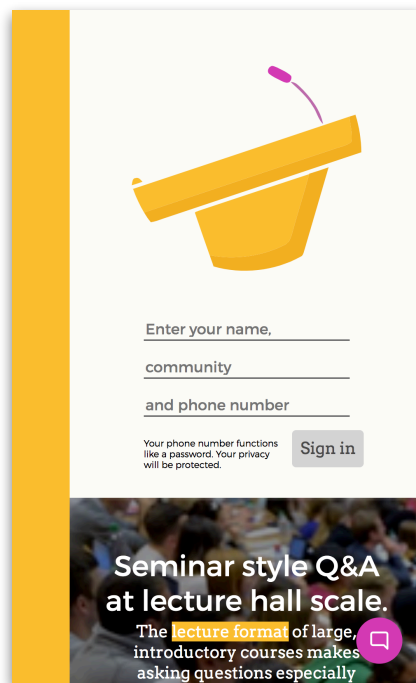


Figure 2

Enter your full name in the name field. Copy and paste the following community name into the community field:

109-3

Enter your cellphone number, which functions like a password. Click Sign In.

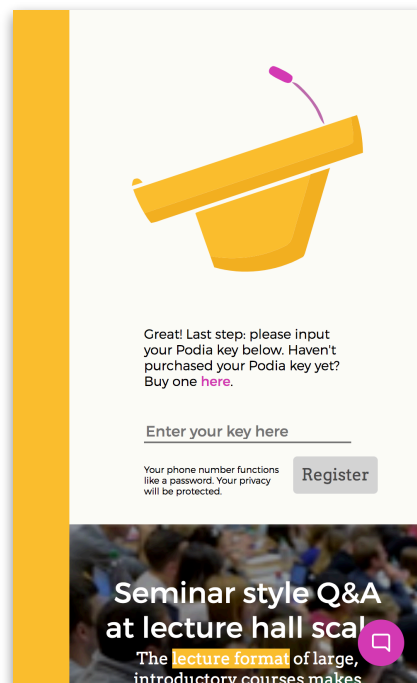


Figure 3

Purchase your Podia key for \$15 for the semester. Then click Register. Podia will keep you signed in on your device unless you sign out (and you just need your phone number and course community name to sign back in).

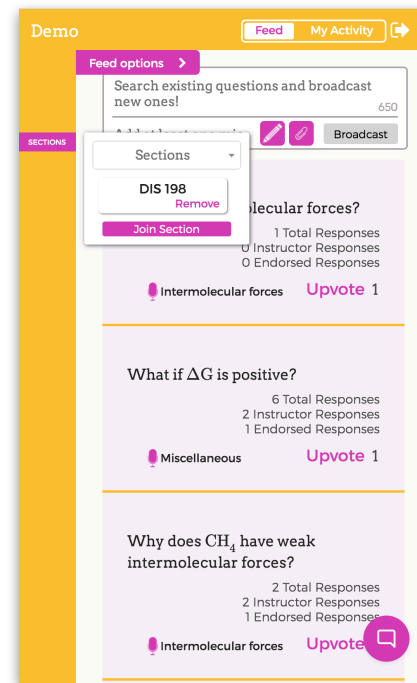


Figure 4

If your course has a 'Sections' button on the left side of the page, click it to add yourself to the section(s) you're a part of. Don't add yourself to sections you're not a part of. You can then navigate between your sections in the left menu.